

UNIQA®

CO₂ emissions reduction, lower costs and environmental protection, these are issues that affect us all closely and which we need to take care of for the sake of future generations.

UNIQA® motors correspond to IE3 efficiency class and match S1 duty type standards for submerged operation at a temperature of 60° C, as per NEMA A.

In civil and industrial applications the reliability of a submersible electric pump is a synonym for smooth operation, steady performance and continuous work cycles without undesired system shutdowns.

For this reason, UNIQA® is made of innovative materials and is equipped with cutting-edge technical features such as the new patented cooling system. All these attributes make UNIQA® a safe and reliable product.

The UNIQA® range represents the perfect solution for any domestic, commercial and industrial applications, with a choice of 2, 4, 6, 8, 10 or 12 pole motors from 3 to 355 kW, 50 and 60Hz, and discharge ports from DN50 to DN500. The vortex impeller that allows for wider free passage, paired with the anti-clogging system, guarantees the optimum performance of every UNIQA® model in any circumstance.



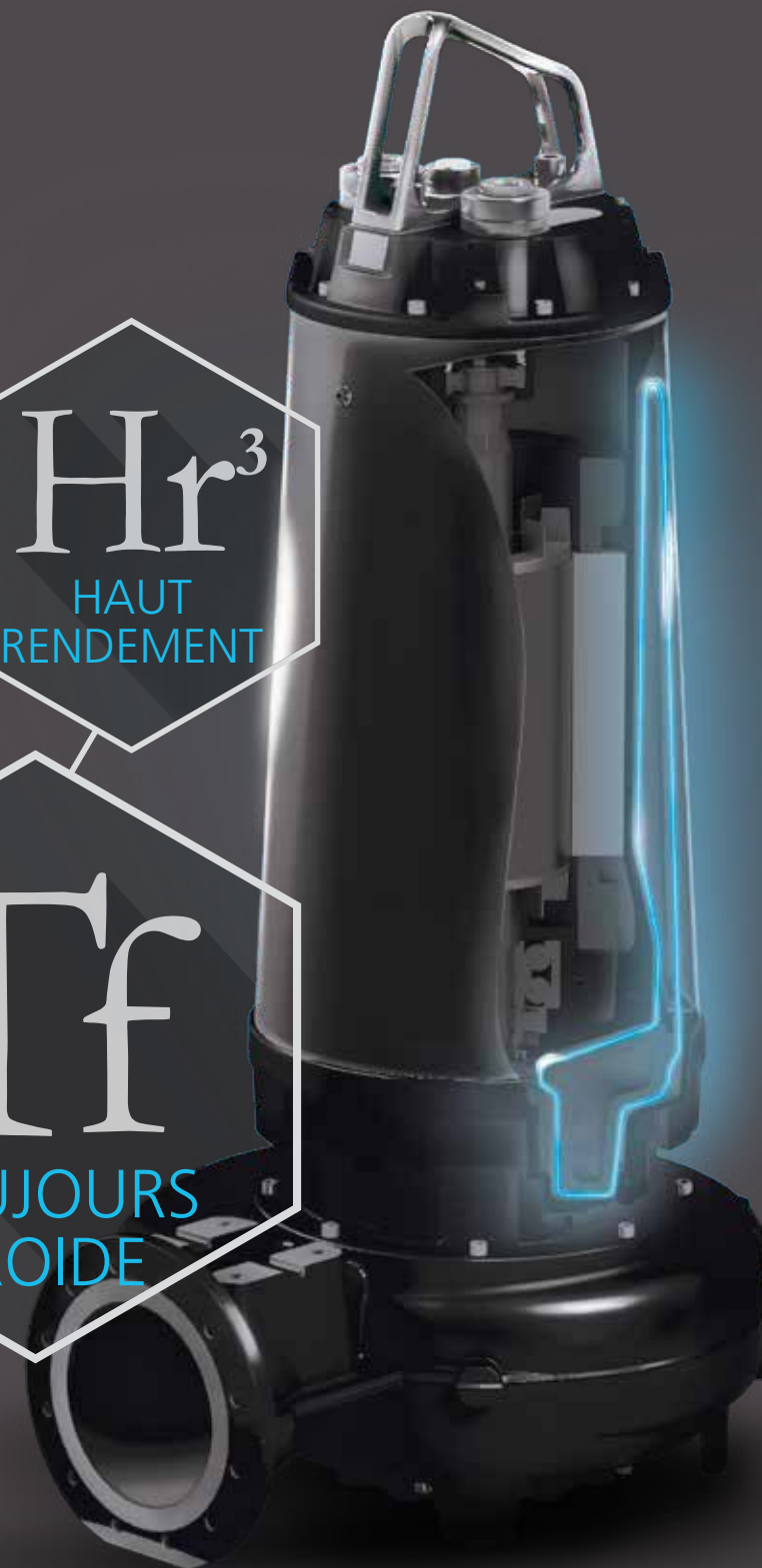
WATCH
THE
VIDEO



water solutions

Hr³
HAUT
RENDEMENT

Tf
TOUJOURS
FROIDE



UNIQA®

HIGH PERFORMANCE SERIES 3kW-355kW

ZENIT.COM



CABLE GLAND

THE CABLE GLAND CAN BE SEALED WITH EXTRA RESIN IN ORDER TO PREVENT ANY POSSIBLE LEAKAGE INTO THE LID EVEN IF THE CABLE GLAND SEAL FAILS.

MOTOR

HIGH-EFFICIENCY PREMIUM IE3 MOTORS FUNCTION, IN ACCORDING WITH NEMA A STANDARD, CLASS H INSULATION. GUARANTEED S1 DUTY CYCLE IN FLUIDS AT 60° C OR HIGHER.

COOLING SYSTEM

THE MOTOR IS COOLED DOWN BY A PATENTED CLOSED-CIRCUIT INTERNAL RE-CIRCULATION SYSTEM. THIS WAY, SHOULD ANY SOILED LIQUID PENETRATE THE OIL CHAMBER DUE TO POSSIBLE WEAR OF THE FIRST MECHANICAL SEAL, THE FLUID USED IN THE PROCESS WOULDN'T BE AFFECTED. CONTINUOUS DUTY IS ENSURED EVEN IN DRY AND PARTIALLY SUBMERGED WORKING CONDITIONS.

MECHANICAL SEALS AND BEARINGS

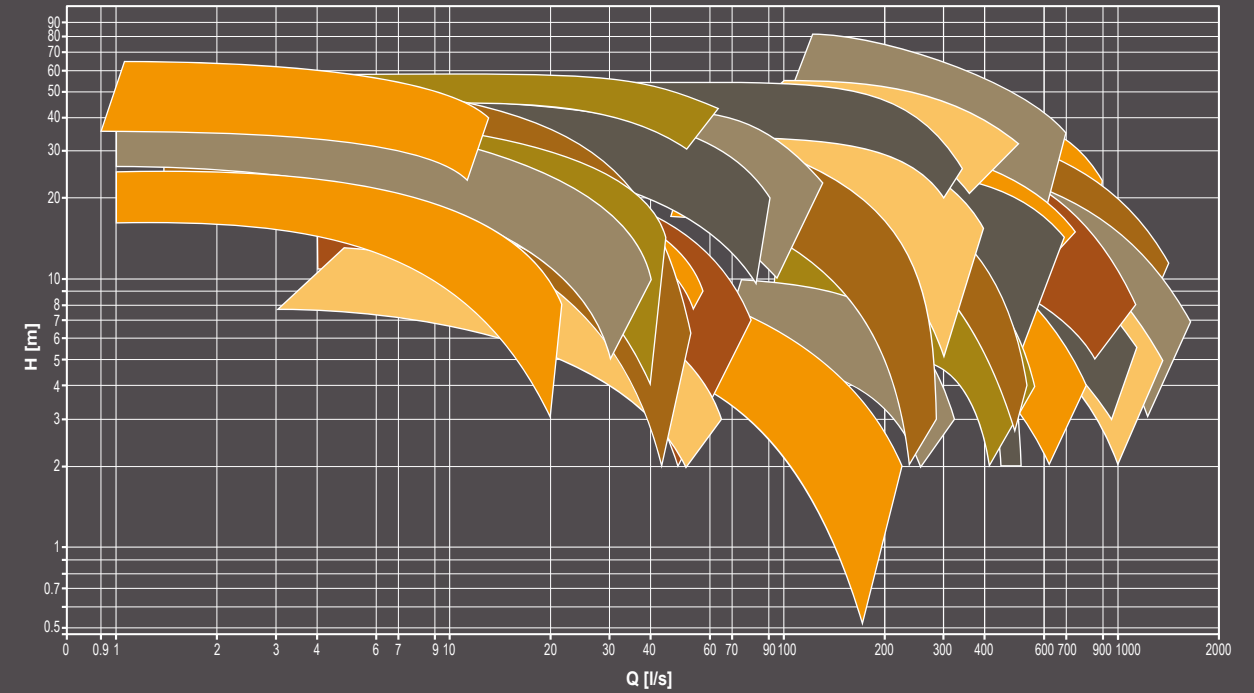
TWO SILICON CARBIDE MECHANICAL SEALS IN THE OIL SUMP AND V-RINGS. THE OIL CAN BE CHECKED AND CHANGED EVEN WITH THE PUMP VERTICAL, USING PLUGS ON THE EXTERIOR OF THE MOUNT. OVERSIZED HEAVY-DUTY BEARINGS DESIGNED FOR 50,000 HOURS OF OPERATION.

IMPELLER

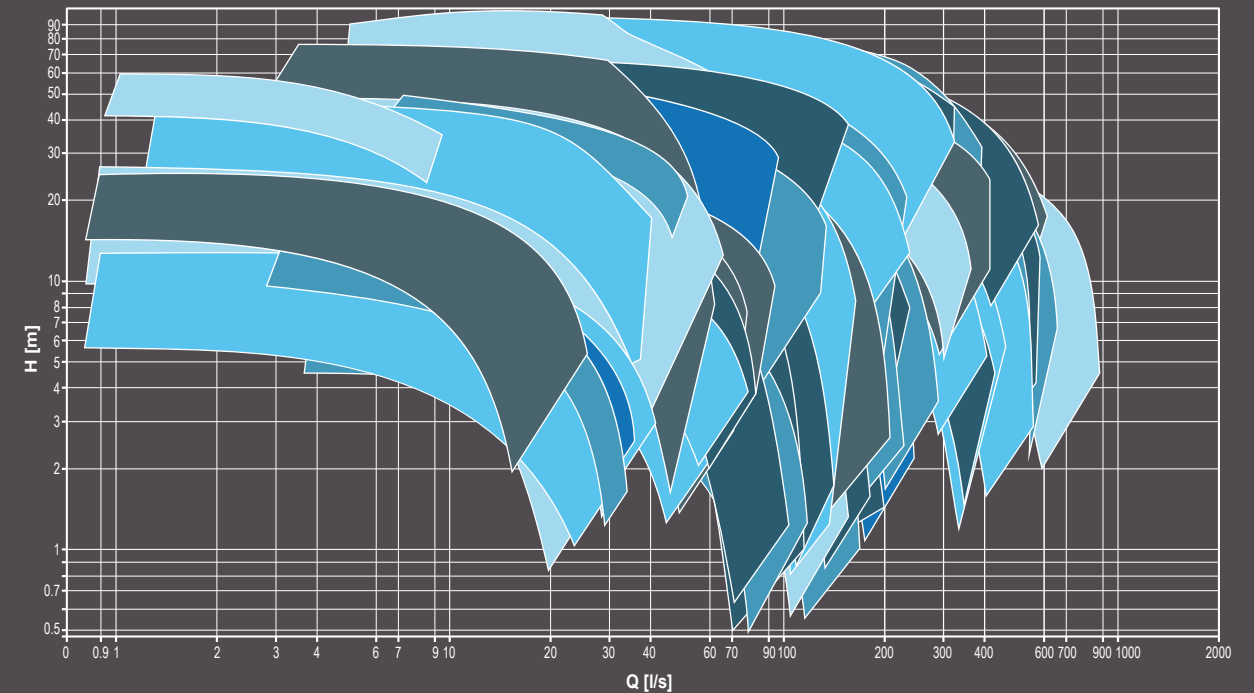
ALL HYDRAULIC COMPONENTS ARE DESIGNED TO PROVIDE HIGHEST EFFICIENCY AND BEST PERFORMANCE COMBINED WITH WIDE FREE PASSAGE. TWO DIFFERENT IMPELLER TYPES: HIGH-EFFICIENCY VORTEX OR CHANNEL IMPELLERS.

MODELS WITH OPEN-CHANNEL IMPELLER HAVE THE AXIAL ADJUSTMENT SYSTEM THAT MAINTAINS THE IMPELLER'S BALANCE FOR UNCHANGED PUMP PERFORMANCE, EVEN AT FIRST SIGNS OF WEAR.

CHANNELS OPERATING RANGES



VORTEX OPERATING RANGES



MODULAR DESIGN IN WHICH THE MOTOR AND HYDRAULICS ARE PERFECTLY COUPLED TO EACH OTHER, THUS CREATING A ROBUST AND HIGHLY RELIABLE ASSEMBLY.

THERMAL CUTOUT INTEGRATED INTO STATOR TO SAFEGUARD THE MOTOR EVEN IN HEAVY DUTY AND CONTINUOUS SERVICE.

SENSORS FOR DETECTING WATER PENETRATION INTO THE MECHANICAL SEAL OIL SUMPS, MOTOR COMPARTMENT AND TERMINAL BOX.

SERIES WITH EXPLOSION-PROOF ATEX CERTIFICATION

